



MEMO SPLITTER A8



USER MANUAL

Table of Contents

Safety Information	2
What Is Included	2
Specifications	3
Main Power Connection	4
DMX-512 Connection	4
Installation	5
Operation	6
Size & Weight	7
Cleaning & Maintenance	8
Warranty	9
Customer Service	10

Check that the unit has not been damaged during transport



**Read all cautions and warnings
prior to operation of this
equipment**

Protection Against Fire



Fire

1. Maintain a minimum of 1 foot distance from any type of flame.
2. Do Not install the unit too close to a heat source.
3. Make sure cables are properly secured away from movement.
4. Maximum surface operating temperature is 148°F
5. Unit must not be left on for long periods of time.

Protection Against Electrical Dangers



Electrical

1. Disconnect power before servicing.
2. For connection to main power supply proceed to page 4.
3. This unit must be earthed. (electronically grounded)
4. Do not expose unit to rain or moisture.
5. The Unit must be installed in a well ventilated area.
6. Be sure ventilation slots are not blocked.

Protection Against Mechanical Hazards



Mechanical

1. Unit surface may reach high temperature. Allow about 5 minutes after powering the unit before moving.
2. When repositioning rack ears make sure they are securely attached.

What is Included

- 1pc Memo Splitter A8
- 1pc Power Con Type Cable
- 2Pc Input Green Screw terminals 3 position
- 8pc Output Orange Screw terminals 3 position
- 1set Removable rear & wall mount hardware
- 1pc User Manual

Specifications

Part Numbers

Fixture

MC1070– Memo Splitter A8

Mechanical Specifications

- Input DMX Connections:** In and Thru RJ45 & In and Thru 3 Port Screw Terminal
- Output DMX Connectors:** 8 output RJ45 & 8 output 3 Port Screw Terminal (can only use one type at a time)
- Power Connection:** Power Con (type) (Power Con to Nema 5-15 cable included)
- Fastening System:** 1U Rack Mountable Front or Back & wall mountable (hardware included)



Fixture	Packaged for Shipping
Size: 19" x 1.75" x 7.2" Weight: 6 lb	Size: 21.6" x 9.5" x 3.5" Weight: 7 lbs

Electrical Specifications

- Outputs:** 8
- RDM:** Yes
- Input Isolation:** Yes
- RDM Signal:** Boost, Repeat Cleans and regenerates RDM Signal
- Signal Lines:** Prevents Reflection
- Universe:** Single Universe
- Compliant:** RDM E 1.20
- Power Input:** 90-120- AC 60Hz


Main Power Connection

Caution!

1. Do not connect fixture to a dimmer system.
2. This unit must be earthed. (electronically grounded)
3. Replace fuse only with the specified type and rating. (F1 250V 5x20mm)
4. This unit operates only on 90-110V AC 60Hz

The occupation of the connection-cable is as follows:

110V Connection

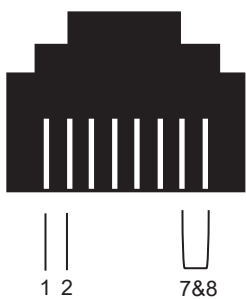
Cable (USA)	Cable (EU)	Pin	Connection
Black	Brown	Live	L
White	Light Blue	Neutral	N
Green	Yellow/Green	Ground	

DMX-512 Connection

The Memo Splitter A8 is a DMX signal amplifier, distributor and RDM signal regenerator. The unit allows you to split a DMX signal into eight separate signal outputs. Also it boost your DMX signal for extensive cable runs between DMX lighting fixtures. Use Only one connection type per output

DMX—Input & Output

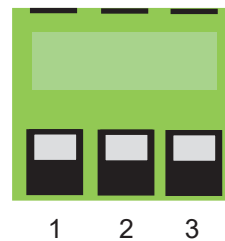
RJ45 Connection



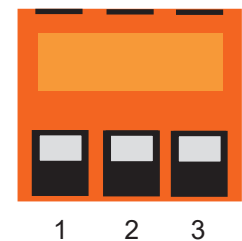
Pin	Connection
1	Signal +
2	Signal -
3	Not Used
4	Not Used
5	Not Used
6	Not Used
7	Ground
8	Ground

3 Pin Terminal Screw

Input



Output



Pin	Connection
1	GND
2	Signal -
3	Signal +

Installation

The Memo Splitter P8 can be rack mounted from the front, back or wall mounted. For wall or rear mount, use the accessory rack ears and remove the front mount using the same screw use them on the side panels.




Wall Mount



Operation

1. Connect DMX out from your DMX controller using RJ45 connections or 3 conductor DMX Cable to your DMX in of the Memo Splitter A8 input.

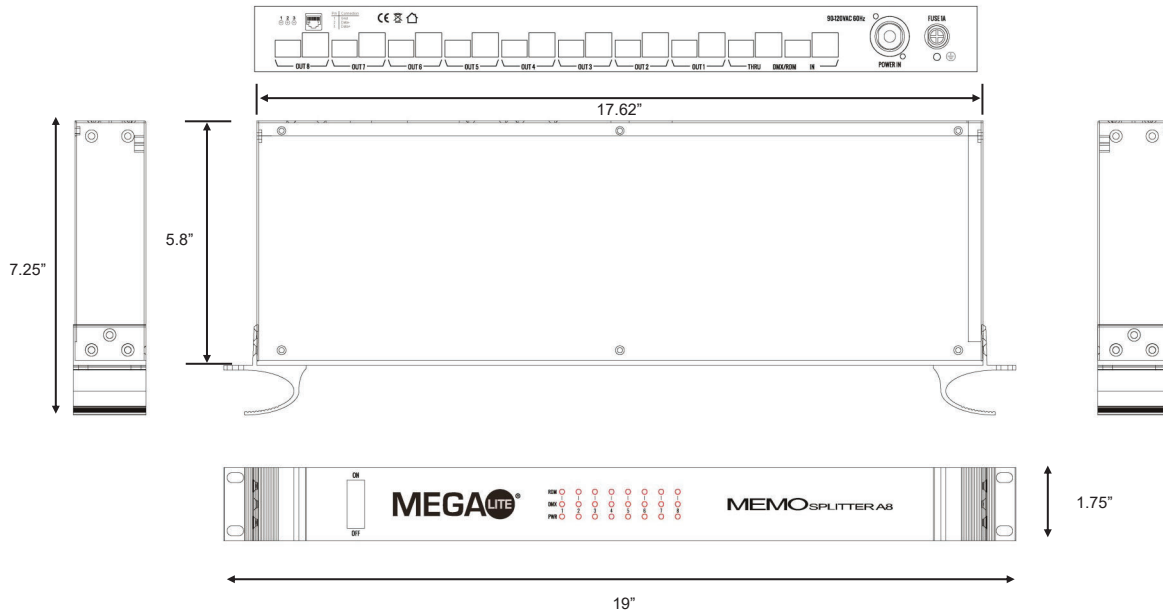
Any DMX Controller



2. Use the eight output channels to send DMX signal to your DMX fixture. Using 5 pin XLR Connection cables



Size and Weight



Fixture Size	19" X 7.25" X 1.75"
Fixture Packaged	21.6" X 9.5" X 3"
Net Weight	6lb
Gross Weight	7lb

Cleaning and Maintenance

Installation Maintenance: The operator has to make sure that the unit is operating safely and has the installations and electronics checked by an expert every 2 years.

The following points have to be considered during the inspection:

- 1) All screws used for installing the device or part of the device have to be tightly connected and must not be corroded.
- 2) There must not be any deformations on the housing, fixation and installation spots (ceiling, suspension, trussing).
- 3) The power supply cables must not show any damages, material fatigue (e.g. porous cables) or sediments. Further instructions depending on the installation spot and usage have to be adhered by a skilled installer and any safety problems have to be removed.

Caution Danger to life!



Disconnect from mains before starting maintenance operation!

Electrical

Note: There is no serviceable parts inside the device. Maintenance and service operations are to be carried out by authorized dealers.

Replacing the fuse: Only replace the fuse with the same type and rating. (F1 250V 5x20mm)

Replacing the power cable: If the power cable of this device becomes damaged, it has to be replaced by authorized dealers only

Should you have further questions , please contact your dealer.

MEGA Systems, Inc. Warranty

MEGA SYSTEMS INC ("MSI") hereby warrants to the original purchaser/owner ("Customer"), MSI products to be free of manufacturing defects in material and workmanship, for the warranty periods as defined below from the original purchase invoice date. This warranty applies exclusively to new MSI branded and/or distributed products listed below, purchased from an MSI AUTHORIZED dealer/ reseller. This warranty is not transferable and may or may not apply to products sold and/or forwarded outside the United States. Please contact MSI for applicable regional product warranty information.

The purchase of MSI product constitutes the Customer's acceptance of all warranty terms and conditions as listed in this limited warranty statement. This warranty provides the Customer with legal rights, which may vary from state to state. Please contact MSI regarding warranty questions prior to purchasing.

Product / Series	Warranty Period	Coverage
Battery Powered LED	Six month battery, one year all other components	1, 2
Moving LED, Hazers	One year	2
Outdoor IP-Rated LED	Two years	3
House Light LED, Decorative LED, Compact LED, iCandy LED, Theatrical LED, Strobe Wash LED, Follow Spot LED, Lighting Control, Direct View LED Displays and Video Control	Three years	4
<p>1. Battery: 183 days/six months</p> <p>2. Parts and Labor: 365 days/one year</p> <p>3. Parts and Labor: 730 days/two years</p> <p>4. Parts and Labor: 1095 days/three years</p>		
<p>This limited warranty excludes any defects caused by, resulting from or relating to the following:</p> <p>Normal wear and tear of lamps, color media, brushes, contact rings, lamp sockets, belts and other parts prone to wear and tear.</p> <p>Misuse, abuse, improper handling, accident, alteration or attempts to repair by or on behalf of the owner or any person not authorized by MSI.</p> <p>Damage to the product resulting from acts of God, including, but not limited to, earthquakes, hurricanes, tornados, lightning and other natural disasters, fire, explosion, flood, riots, civil disorder or any other cause beyond the reasonable control of MSI.</p> <p>Exposure to harsh or excessively corrosive environmental conditions (whether indoors or outdoors), including, but not limited to, extreme temperatures, humidity, atmospheric conditions (including salinity or pressure), radiation (UV, infrared or nuclear), shock and conditions which exceed the product's Ingress Protection ("IP") rating.</p> <p>Use of the product in a manner which exceeds the applicable product specification, including, but not limited to, exposure to excessive, insufficient or other voltage conditions.</p> <p>Installation or use of the product not in accordance with the technical documentation, MSI guidelines (as may be posted on its website at www.megasystemsinc.com from time to time or otherwise designated by MSI or its brands) or applicable building and electrical codes, regulations and standards.</p> <p>Failure to maintain the product in accordance with the technical documentation.</p> <p>Natural degradation and color shift of the LED source over the course of normal product use.</p> <p>Slight deviations in the specified values of intensity and color that do not affect the functionality of the product.</p> <p>Use of the product not for its intended purpose.</p>		

All warranty claims are evaluated under the terms of this limited warranty. If a product falls within the warranty period and if, upon examination by MSI it is found to have failed for a covered cause, MSI will, at its sole discretion, repair or replace the defective part or product or reimburse the purchaser a pro-rated portion of the purchase price based on the percentage of the warranty period still remaining as of the date that the returned product was received by MSI. Should a replacement part or product be discontinued or unavailable, MSI reserves the right, in its sole and absolute discretion, to substitute a comparable replacement part or product for the defective part or product. MSI warranty obligation hereunder is limited solely to the repair or replacement of or reimbursement for the particular parts or products determined by MSI to have failed for a covered cause within the warranty period. In no event shall MSI be responsible to replace or reimburse purchaser for any products or portions of a system that MSI determines has not failed for a covered cause within the warranty period, even if such other products or portions of a system are used together with products being repaired or replaced by MSI under this warranty and the repaired product differs in brightness, colors or any other attribute after the repair.

Costs of removal, shipping to MSI or its authorized representative and reinstallation are solely the responsibility of the purchaser. If MSI determines that the product is covered by this limited warranty, it will only pay for parts and labor as indicated by product type. If MSI determines that the product is not covered by this limited warranty, the purchaser will have the option of paying for the repair (if the product can be repaired) and the purchaser shall be responsible for the cost of shipping the repaired product back to the purchaser. MSI reserves the right, in its sole and absolute discretion, to decline any repair.

IN NO EVENT SHALL MEGA SYSTEMS, INC. BE LIABLE FOR ANY INCIDENTAL, CONSEQUENTIAL, SPECIAL, INDIRECT OR PUNITIVE LOSS OR DAMAGE OF ANY KIND, INCLUDING, BUT NOT LIMITED TO, LOSS OF PROFITS OR REVENUES, LOSS OF USE OF THE PRODUCT OR ANY OTHER GOODS OR ASSOCIATED EQUIPMENT, DAMAGE TO ANY ASSOCIATED EQUIPMENT, COST OF CAPITAL, COST OF SUBSTITUTE PRODUCTS, FACILITIES OR SERVICES, DOWN TIME COST, INSTALLATION OR LABOR COSTS, OR CLAIMS OF THE PURCHASER'S CUSTOMERS, WHETHER BASED ON WARRANTY, CONTRACT OR NEGLIGENCE, ARISING IN CONNECTION WITH THE SALE, USE OR REPAIR OF THE PRODUCT. MEGA SYSTEMS INC'S MAXIMUM LIABILITY SHALL NOT, IN ANY CASE, EXCEED THE PURCHASE PRICE OF THE PRODUCT THAT GIVES RISE TO THE CLAIM.

EXCEPT FOR THE LIMITED WARRANTY SET FORTH HEREIN, ALL PRODUCTS SOLD BY MEGA SYSTEMS, INC. ARE SOLD "AS IS" WITHOUT ANY WARRANTY, EXPRESS OR IMPLIED, STATUTORY OR OTHERWISE, INCLUDING, BUT NOT LIMITED TO, IMPLIED WARRANTIES OF MERCHANTABILITY AND FITNESS FOR A PARTICULAR PURPOSE, ALL OF WHICH ARE EXPRESSLY AND SPECIFICALLY DISCLAIMED BY MEGA SYSTEMS, INC.

Customer Support

Mega Lite has a customer support line to provide set up help and to answer any question should you encounter a problem. Please visit our website for any other related technical documents. For service related issue please contact our service dept.

Monday—Friday 9am to 6pm CST

Voice: 210-684-2600

E-mail: service@mega.lighting

Manual Version

Please Visit www.mega.lighting for the most up to date manual version

Document Version	Date	Fixture Software	Notes
1.1	5/03/2023	N/A	



Mega Lite
18668 Highway 16N
Helotes, Texas 78023
Ph 210-684-2600 Fax 210-855-6279
www.mega.lighting / info@mega.lighting