

# Spotbot

LED CYM 300

## MEGA<sup>LITE</sup>

PRODUCT SPECIFICATION SHEET

### DESCRIPTION

The Spotbot LED CYM 300, is a versatile, affordable, full-featured and all-purpose fixture. It's equipped with a powerful 300W LED engine that can produce a bright, powerful and even projection. The Spotbot's impressive 7° -31° zoom range allows for the unit to be utilized in versatile settings. When combined with the 8 facet rotating prism the gobos seem to come alive. The 10 fixed and 7 rotating gobos allow you to morph between them using the focus and zoom.

The smooth CYM color mixing allows for many color combinations. It offers a unique set of added colors that reside on the back end of the CYM color flags with the ability to generate a multitude of color sequences. The Spotbot also features a frost filter for a colorful, smooth soft-edged wash. The Spotbot LED CYM 300 is the perfect multi-tool, robust, full size fixture to have in your lighting tool chest.



#### COLORFUL

The smooth CYM color mixing allows for various color combinations. It also offers a unique set of added colors that reside on the back end of the CYM color flags.



#### UNIQUE EFFECTS

Features 10 fixed and 7 rotating gobos, rotating prism, frost filter, focus and 7°-31° zoom.



#### VERY BRIGHT

Equipped with a powerful 300W LED engine that can produce a bright, powerful and even projection.

**SOURCE**

• LIGHT SOURCE: 300W LED

**OPTICAL SYSTEM**

• ZOOM RANGE: 7° - 31°

**EFFECTS**

• GOBO: STATIC 10+ OPEN  
 • GOBO 2: ROTATING 7+ OPEN BI-DIRECTIONAL ROTATION  
 • COLOR SECTION 1: RED, UV, DARK BLUE, CYAN  
 • COLOR SECTION 2: LIME GREEN, ORANGE, GREEN, MAGENTA  
 • COLOR SECTION 3: 4926K, 4260K, 3889K, YELLOW  
 • COLOR MIXING: CYM  
 • DIMMER: ELECTRONIC DIMMING  
 • SHUTTER: ELECTRONIC SHUTTER STROBE 18 FLASH/SECOND  
 • PRISMS: 8 FACET OVERLAID PRISM  
 • IRIS: ADJUSTABLE IRIS  
 • FROST: MECHANICAL FROST EFFECT  
 • FOCUS: MECHANICAL FOCUS

**CONTROL & PROGRAMMING**

• DISPLAY: LCD DISPLAY  
 • PROTOCOL: DMX 512  
 • DMX CHANNELS: 39 CHANNEL MODE

**MOVEMENT**

• PAN: 540° 8/16 BIT  
 • TILT: 270° 8/16 BIT  
 • PAN TILT LOCK: YES

**THERMAL & RATINGS**

• MAX AMBIENT TEMP: 43.3°C (110°F)  
 • MAX SURFACE TEMP: 60°C (140°F)  
 • MAX OPERATING TEMP: 40°C (104°F)  
 • IP RATING: IP22

**ELECTRICAL & CONNECTIONS**

• POWER CONNECTION: POWERCON TYPE  
 • DMX CONNECTORS: 3 & 5 PIN XLR CONNECTORS  
 • POWER SUPPLY: AUTO SWITCH 100V-240V 50/60HZ  
 • POWER CONSUMPTION: 382 WATTS | 3.25 AMPS

**RIGGING:**

• INSTALLATION SYSTEM: 2 QUICK RELEASE CLAMP MOUNTS

**ORDERING INFO:**

• SPOTBOT LED CYM 300

**PART NUMBER:**

1182

**ACCESSORIES:**

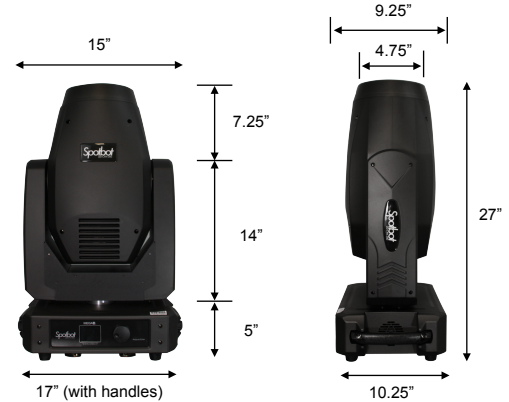
• DUAL ROAD CASE CAS-1181-2  
 • QUICK RELEASE CLAMP MOUNTS

**INCLUDED ITEMS:**

• POWER CABLE

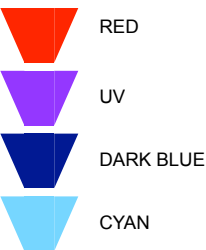
**DIMENSIONS:**

• FIXTURE SIZE: 17" X 10.25" X 27"  
 • FIXTURE WEIGHT: 51.25 lb (23.25 kg)  
 • PACKAGED SIZE: 25" X 21" X 22.75"  
 • PACKAGED WEIGHT: 60 lb (27.22 kg)

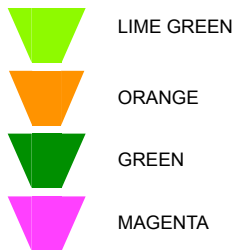


**COLORS:**

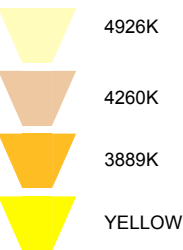
**COLOR SELECTION 1**



**COLOR SELECTION 2**



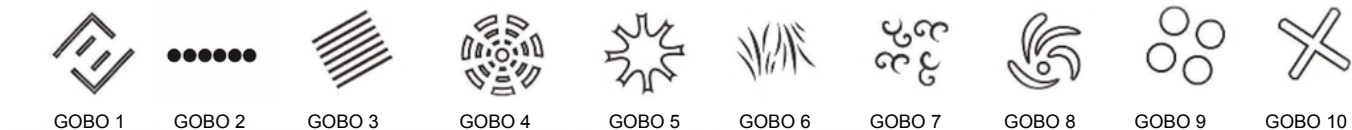
**COLOR SELECTION 3**



**PHOTOMETRICS @ 1 METER:**

CCT:	5104 K
CRI:	93
LUX:	129334
FC:	12019.9

**STATIC GOBOS:**



**ROTATING GOBOS:**



